

Item# _____
Project: _____
Qty: _____

Glass Door Reach-In Refrigerator

GR-12
12 cu. ft. Refrigerator

GR-16
16 cu. ft. Refrigerator



GR-23
Single Door Refrigerator



GR-35
Double Door Refrigerator



GR-48
Double Door Refrigerator



Features

- Electronic Thermostat and Digital LED Temperature Display
- High Efficiency CFC Free Insulation
- Self-Closing Doors
- Double Pane Glass Doors Remain Open Past 90°
Low-e Double Pane Glass Doors
- Epoxy Coated Shelves
- INTERIOR: White Powder-Coated Steel
- EXTERIOR: White Powder-Coated Steel
- LED Internal Lamp
- Top Illuminated Top Panel



Serv-Ware GR Series Refrigerators are UL Safety and UL Sanitation Approved.

Featured with white powder coated steel interior and exterior, double pane glass, self-closing lockable doors, digital controls with a LED readout and foamed in place polyurethane cell insulation. Model GR-35 is featured with low-e triple pane glass doors. Unit is shipped with wheels installed.

The bottom mounted compressor designed to hold temperatures between 33° F and 41° F.

Conforms to UL471, CSA C22.2 and NSF 7 Standards.

Two Year - Parts & Labor on entire unit. Valid in United States
Three Year - Additional Compressor, Part Only



Serv-Ware
www.servware.com

Phone:(800).768.5953

Revised 1/18

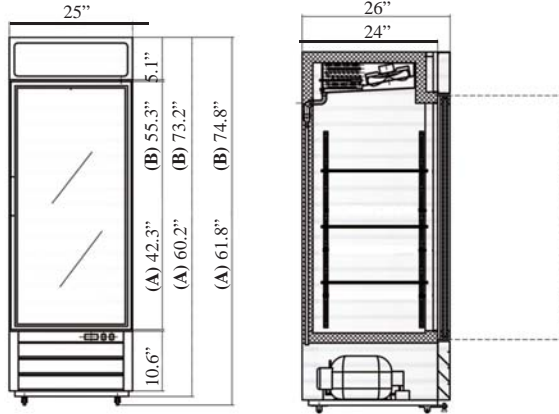
Fax:(800).976.1299



Serv-Ware

Glass Door Reach-In Refrigerator

GR-12 (A) & GR-16 (B) Single Door



Dimensions

	(A) GR-12	(B) GR-16
Exterior Dimensions	25" W x 26" D x 61.8" H	25" x W x 26" D x 74.8" H
Net Volume	12 cu. ft.	16 cu. ft.
Shipping Weight	250 lbs.	283 lbs.

Construction

Exterior Material	Powder Coated White Steel
Interior Material	Powder Coated White Steel
Insulation Material	CFC Free Foam
Shelf Material	3 Epoxy Coated Wire

Cooling

Temperature Range	33°F – 41°F
Refrigerant	R13A4
Defrosting	Every 6 Hours
H/P	3/8

Electrical

Voltage	115
Amps	6
Hz	60
Phase	1

Dimensions

Exterior Dimensions	27" W x 32" D x 79.5" H
Net Volume	23 cu. ft.
Shipping Weight	353 lbs

Construction

Exterior Material	Powder Coated White Steel
Interior Material	Powder Coated White Steel
Insulation Material	CFC Free Foam
Shelf Material	4 Epoxy Coated Wire

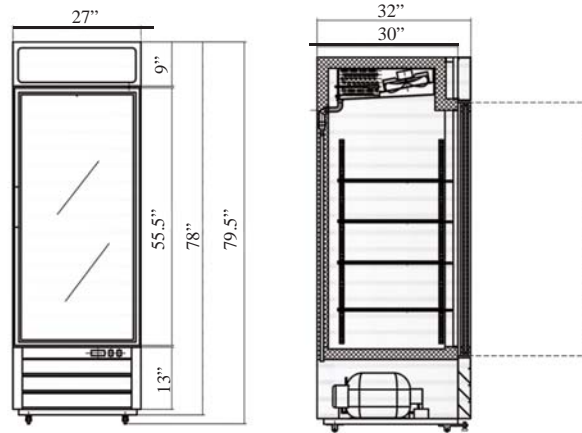
Cooling

Temperature Range	33° – 41°F
Refrigerant	R13A4
Defrosting	Every 6 Hours
H/P	3/8

Electrical

Voltage	115
Amps	6
Hz	60
Phase	1

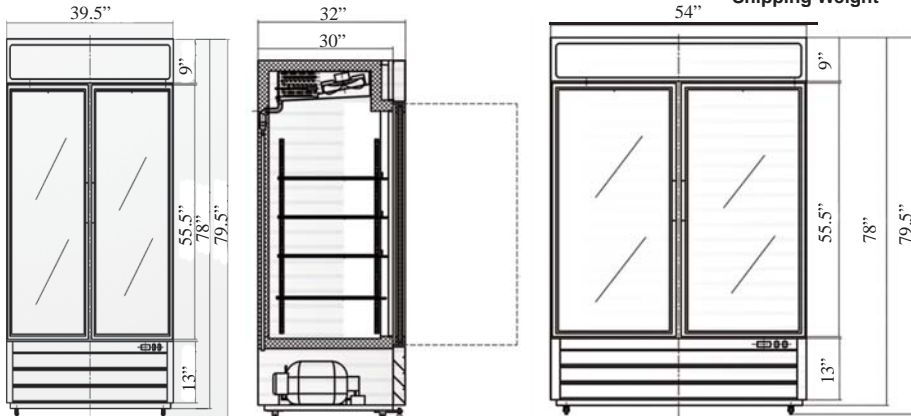
GR-23 Single Door



GR-35 (A) & GR-48 (B) Double Door

Dimensions

	(A) GR-35	(B) GR-48
Exterior Dimensions	39.5" W x 32" D x 79.5" H	54" x W x 32" D x 79.5" H
Net Volume	35 cu. ft.	49 cu. ft.
Shipping Weight	461 lbs.	547 lbs.



Construction

Exterior Material	Powder Coated White Steel
Interior Material	Powder Coated White Steel
Insulation Material	CFC Free Foam
Shelf Material	8 Epoxy Coated Wire (4 Per Door)

Cooling

Temperature Range	33° – 41°F
Refrigerant	R134A
Defrosting	Every 6 Hours
H/P	1/2

Electrical

Voltage	115
Amps	7
Hz	60
Phase	1



Serv-Ware
www.servware.com

Phone: (800).768.5953

Revised 1/18

Fax: (800).976.1299



Serv-Ware