

Item# _____
Project: _____
Qty: _____

Glass Door Reach-In Freezer

GF-12

12 cu. ft. Freezer

GF-16

16 cu. ft. Freezer



GF-23

Single Door Freezer



GF-35

Double Door Freezer



GF-48

Double Door Freezer



Features

- Electronic Thermostat and Digital LED Temperature Display
- High Efficiency CFC Free and Insulation
- Self-Closing Door
- Low-e Triple Pane Glass Doors Remain Open Past 90°
- Epoxy Coated Shelves
- INTERIOR: White Powder-Coated Steel
- EXTERIOR: White Powder-Coated Steel
- LED Internal Lamp
- Top Illuminated Top Panel

Serv-Ware GF Series Freezers are UL Safety and UL Sanitation Approved.

Featured with white powder coated steel interior and exterior, triple pane glass, self-closing lockable door, digital controls with a LED readout and foamed in place polyurethane cell insulation. Unit is shipped with wheels installed.

The bottom mounted compressor designed to hold temperatures between -10°F and 0° F.

Conforms to UL471, CSA C22.2 and NSF 7 Standards.

Two Year - Parts & Labor on entire unit. Valid in United States
Three Year - Additional Compressor, Part Only



Serv-Ware
www.servware.com

Phone:(800).768.5953

Revised 1/18

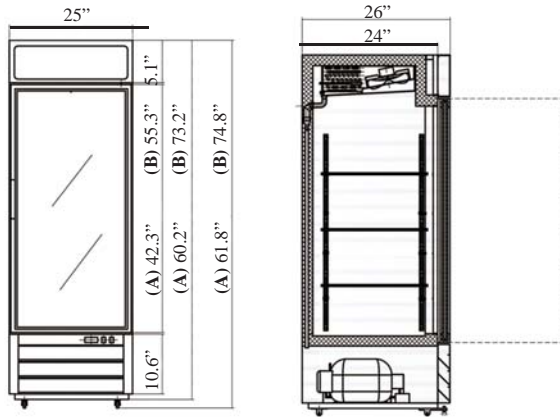
Fax:(800).976.1299



Serv-Ware

Glass Door Reach-In Freezer

GF-12 (A) & GF-16 (B) Single Door



Dimensions

	(A) GF-12	(B) GF-16
Exterior Dimensions	25" W x 26" D x 61.8" H	25" x W x 26" D x 74.8" H
Net Volume	12 cu. ft.	16 cu. ft.
Shipping Weight	276 lbs.	291 lbs.

Construction

Exterior Material	Powder Coated White Steel
Interior Material	Powder Coated White Steel
Insulation Material	CFC Free Foam
Shelf Material	3 Epoxy Coated Wire

Cooling

Temperature Range	-10°F – 0°F
Refrigerant	R404A
Defrosting	Every 6 Hours
H/P	GF-12 - $\frac{3}{8}$ GF-16 - $\frac{5}{8}$

Electrical

Voltage	115
Amps	6
Hz	60
Phase	1

Dimensions

Exterior Dimensions	27" W x 32" D x 79.5" H
Net Volume	23 cu. ft.
Shipping Weight	352 lbs

Construction

Exterior Material	Powder Coated White Steel
Interior Material	Powder Coated White Steel
Insulation Material	CFC Free Foam
Shelf Material	4 Epoxy Coated Wire

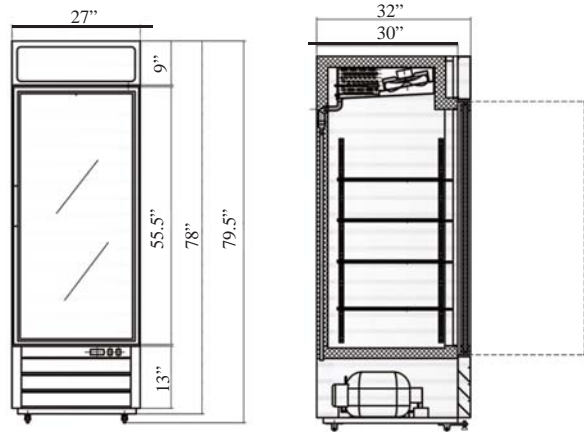
Cooling

Temperature Range	-10° – 0°F
Refrigerant	R404A
Defrosting	Every 6 Hours
H/P	$\frac{5}{8}$

Electrical

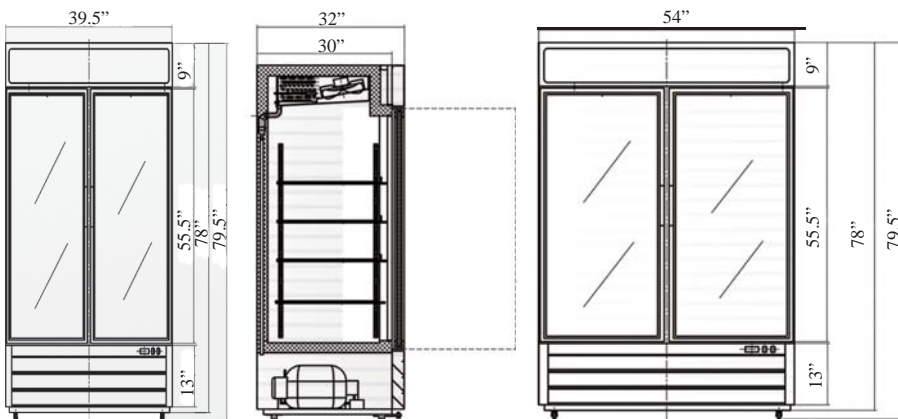
Voltage	115
Amps	11
Hz	60
Phase	1

GF-23 Single Door



Serv-Ware

GF-35 (A) & GF-48 (B) Double Door



Dimensions

	(A)GF-35	(B)GF-48
Exterior Dimensions	39.5" W x 32" D x 79.5" H	54" x W x 32" D x 79.5" H
Net Volume	35 cu. ft.	49 cu. ft.
Shipping Weight	493 lbs.	569 lbs.

Construction

Exterior Material	Powder Coated White Steel
Interior Material	Powder Coated White Steel
Insulation Material	CFC Free Foam
Shelf Material	8 Epoxy Coated Wire (4 Per Door)

Cooling

Temperature Range	-10° – 0°F
Refrigerant	R404A
Defrosting	Every 6 Hours
H/P	1

Electrical

Voltage	115
Amps	12
Hz	60
Phase	1



Serv-Ware
www.servware.com

Phone:(800).768.5953

Revised 1/18

Fax:(800).976.1299

